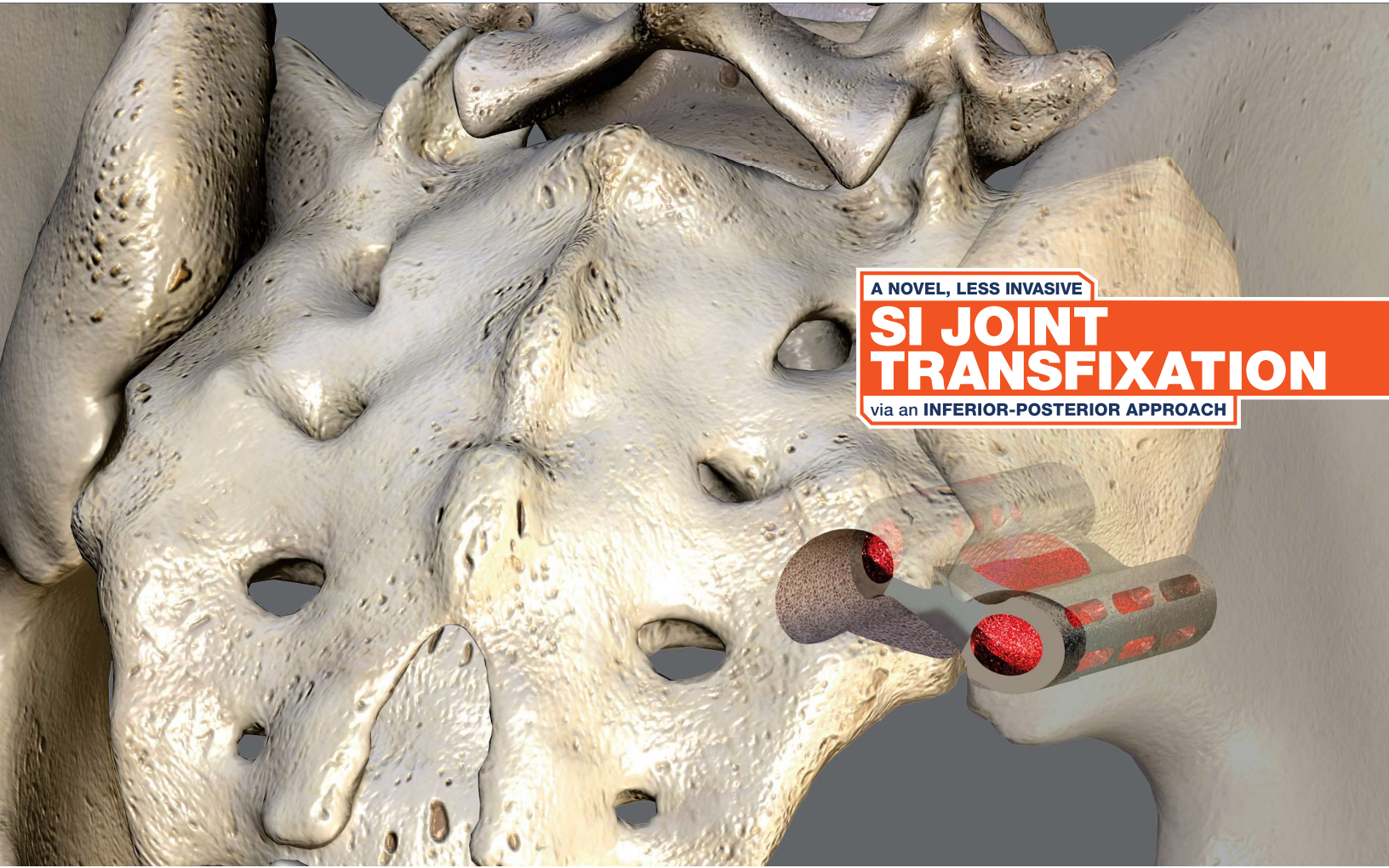




Catamaran™

SI Joint Fusion System

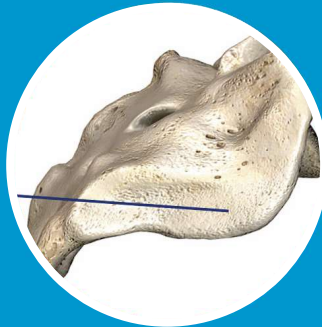


A NOVEL, LESS INVASIVE
SI JOINT TRANSFIXATION
via an **INFERIOR-POSTERIOR APPROACH**



Favorable Entry

Direct access to the SI joint provides optimal entry point to facilitate arthrodesis



Inferior-Posterior Approach

Trajectory is angled away from critical neural and vascular structures



Optimized Placement

Designed for maximum fixation in the dense cortical bone of the SI joint, inferior to the dorsal recess




Single, Robust Titanium Implant

A single implant that transfixes the SI joint

Catamaran™

SI Joint Fusion System

Designed to transfix the SI joint with one pontoon in the ilium and one pontoon in the sacrum, providing fixation with a single implant. The two pontoons are joined by a transfixing osteotome bridge.



Pontoon Autologous Bone Capacity

Fenestrated pontoons designed to deliver autograft to help facilitate a fusion.

Implant Length	Barrel Diameter	Total Volume (cc)
30mm	10mm	2.18
40mm	10mm	3.1

Post-Op CT at six months

Axial and sagittal plane sections through a region of the SI joint showing adequate placement in the cortical bone.



The **Catamaran SI Joint Fusion System** is intended for sacroiliac joint fusion for conditions including sacroiliac joint disruptions and degenerative sacroiliitis.

Patented and manufactured by:



104 Cooper Ct.
Los Gatos, CA 95032
(408) 649-5760
info@tenonmed.com
www.tenonmed.com